


Dog-E-Logic Training Guide

ITEM #03819



The **Dog-E-Logic** game provides a multitude of games with different levels of challenges and mental stimulation.

GETTING STARTED: Place your pet's favorite treat in the recessed treat pocket on either side (Side #1 or Side #2). This will let your dog learn to associate the board with fun and a tasty reward.

GAME #1 - SIDE #1 SHELL GAME

Place fido's favorite treat in the six recessed treat pockets on the game board. Cover the treats up with the six short and long bone shaped tokens.

Simple Learning Game: Use only the Long Bone Tokens and fill all six recessed treat pockets with a savory snack. Cover three treat pockets with the 3 Long Bone Tokens. Your dog will immediately be rewarded with the three exposed treats and the Long Bone Tokens are easy to remove so your pet will reap a tasty reward with only a little effort.

Moderate Difficulty Game: Use only the Short Bone Tokens and place three treats directly under the three Short Bone Tokens. These shorter Tokens are more difficult to remove and the challenge requires pawing and mouthing of the tokens to receive the tasty reward.

Mentally Stimulating Game: Place treats under only a few selected Bone Tokens and leave the other treat pockets empty but covered. This more challenging game tests your dog's senses and their ability to determine where the treat is hidden. Your canine friend must sniff, search and scratch their way to the tasty tidbit.


Play this game regularly with your dog and eventually you can hide only one treat and your furry friend will find it by utilizing genuine Dog-E-Logic to locate the hidden reward.

GAME #2 - SIDE #2 SHELL GAME

Simple Learning Game: Place your canine friend's favorite treat in all eight of the recessed treat pockets. Cover only three pockets using the Long Bone Tokens. Your dog will receive a tasty reward with minimal effort finding the uncovered snacks. With a little extra effort the hidden rewards can be easily located under the Long Bone Tokens which are easily knocked over.

GAME #3 - SIDE #2 SLIDE-N-FIND

Moderate Challenging Game: Select four recessed treat locations (Inset A) that can be covered by sliding circular disks. Place a tasty tidbit in the recessed treat pocket and cover with sliding circular disk. Visibly slide the disk to expose the treats so your dog knows that a reward can be found by moving the disk. Your downright motivated dog will paw, mouth, dig and push until they can expose the hidden snack under the circular disk.

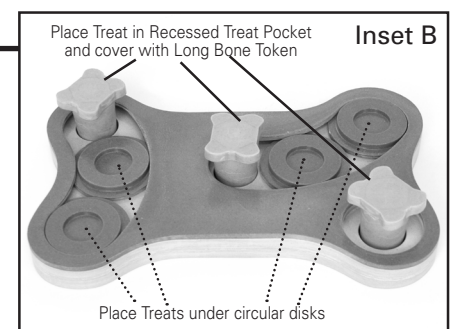


GAME #4 - SIDE #2 PICK-N-PULL plus SLIDE-2-FIND

Physically Challenging and Mentally Stimulating: Place your pet's favorite treat under the four sliding, circular disks and then place 3 more treats into the recessed treat pockets (Inset B) and then cover with three Long Bone Tokens. Your crafty canine must use all of their senses to solve this puzzle. They must mouth and push the bones to expose the snacks and only after your pet removes the Long Bone Tokens can they paw and scratch the sliding disks to gain access to the remaining tidbits.

If your canine genius solves this puzzle easily... set it up again and replace the three Long Bone Tokens with the Short Bones. The game becomes just a little more difficult to solve with each progressive change.

AND... to add another twist, place a treat in only one of the hidden locations and see if your Doggie Einstein can calculate carefully and determine the location and successfully secure the savory snack.



Routine Board Care:

Your Dog-E-Logic can be hand washed with mild detergent, carefully rinsed and thoroughly dried after use.
(Dog-E-Logic is not intended to be cleaned in a dishwasher)

MADE IN CHINA
to the design specifications of
WARE MFG, INC.
Phoenix, AZ 85009
SEE US AT:
www.waremfginc.com

WARE
Manufacturing Inc.