





Cage Base
Blue - #901231
Purple - #900694
Teal - #901108



Cage Clips #900373
Cage Wire #900610


Step 1

Place the wire panels on a flat surface with the door facing up.






Step 2

Unfold the front, back, and side panels.



Step 3

Lock the two side panels onto the back and front panels by snapping the wire hook onto the wire frame.



Note: If the wire hooks have become bent in shipping, carefully pry them open until they fit on the wire frame.

Step 4

Pick up the cage top and set it onto the plastic base. Use the attachment latches to lock the top to the base.

