

Guinea Pig Starter Kit 29 inch

Assembly Instructions



(E)
Shelf
#7651



(F)
Ramp
#7652



(G)
Wheel x2
#7683



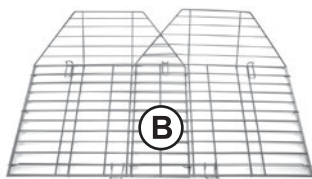
(H)
Locking
Wheel x2
#7682



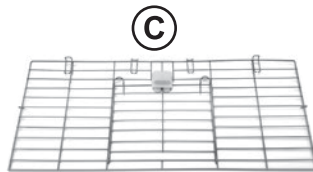
(J)
Hay Feeder
#7680



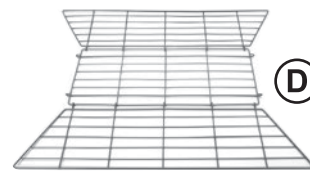
(A) Base #7640



Main Wire Assembly #902570



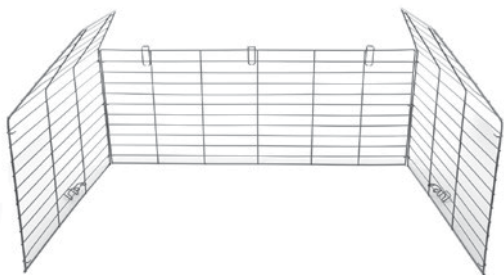
Front Wire #902571



Top Wire Assembly #902572

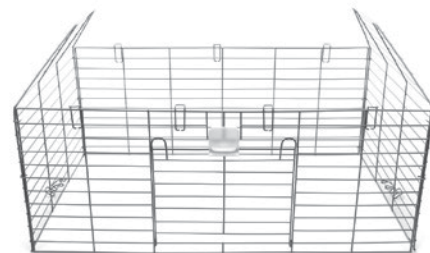

Step 1

Unfold Main Wire Assembly (B).




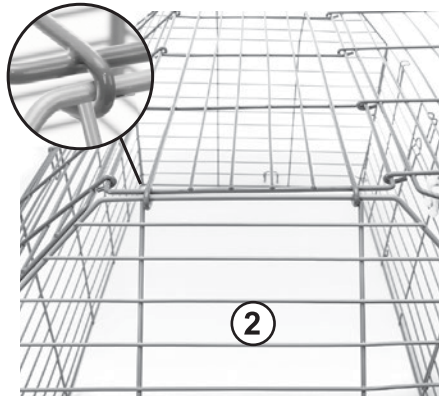
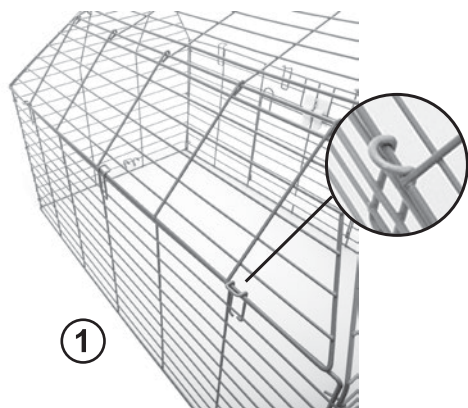
Step 2

Connect the Front Wire (C) to the Main Wire Assembly (B) by weaving together the wire hooks starting at the base and ending at the top.



Step 3

Connect Top Wire (D) to Main Wire Assembly (B) (Top wire hooks should face down). Start at back panel and weave together (1). Connect to side panels one at a time (2).



Completed Wire Assembly

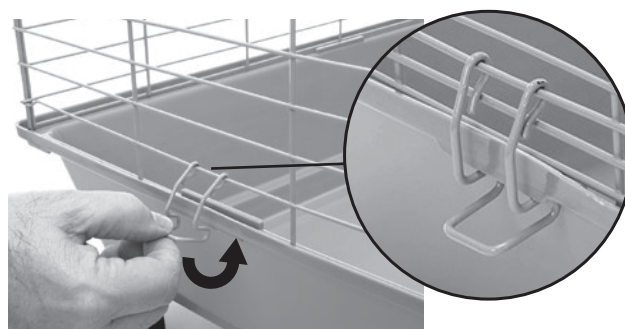
Step 4

Connect the Wheels (G,H) to the Base (A).



Step 5

Connect the completed Wire Assembly to the Base (A) - secure with wire clips.




Step 6

Open the front of the Top Wire (D).



Connect the Ramp (F) to the Shelf (E).


**Step 7**

Connect the Shelf (E) and Ramp (F) to the 4th wire rung as pictured.

4th

**Step 8**

Hook the Hay Feeder (J) onto the 6th wire from the bottom on the Back Wire.


**Care Tip**

Your pet needs a constant supply of food and water as well as occasional treats. Provide your pet with fresh water and food daily. When re-filling the water bottle, remove from wire hanger and unscrew cap. Be sure to fill completely with cool, clean water and replace the cap.

(NOTE: A few initial drips are normal while the vacuum forms so the bottle will perform properly).

Step 10

Completed Guinea Pig Starter Kit.


ware cares™

We care about the carbon pawprint we leave as a company and are committed to using recycled and recyclable material in the manufacturing of our packaging and pet products.

Revised - 06-26-25

Ware Mfg., Inc. claims copyright protection under U.S. and International Copyright Law in the attached sculptural work and in the content of this packaging. Copyright ©2022 Ware Mfg., Inc. All rights reserved.

If you have any questions or concerns about this product contact our customer service department at 1-800-295-2243 Mon-Fri 8:00 – 4:00 MST or email us at hello@warepet.com